

**TECHNICAL FEATURES
COBRAM AR**



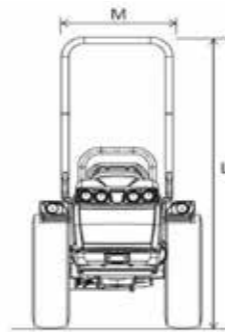
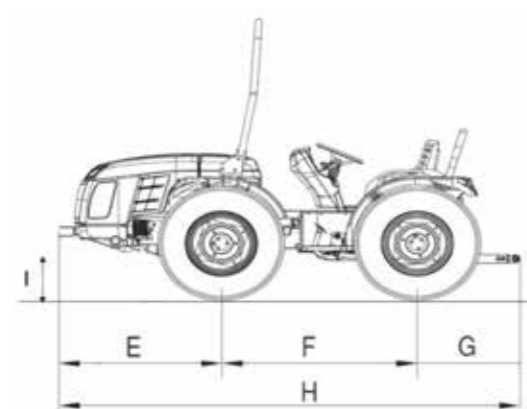
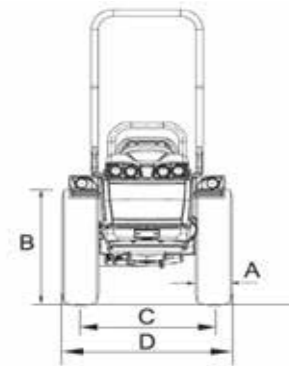
		8.25-16	250/80-18	280/70R18	320/65R18	260/70R20	31x15.50-15 XTC	31x15.50-15 STG	31x13.50-15 Garden
		WITH ADJUSTABLE RIM	WITH ADJUSTABLE RIM	WITH ADJUSTABLE RIM	WITH ADJUSTABLE RIM	WITH ADJUSTABLE RIM	WITH FIXED RIM	WITH FIXED RIM	WITH FIXED RIM
A Tyre width mm.		212	240	282	319	258	368	394	351
B Tyre height mm.		848	879	849	873	872	800	800	782
C Wheel track min/max mm.	Mono	794 - 1100	865 - 1107	869 - 1119	931 - 1119	846 - 1120	1003	1003	1037
	Rev	827 - 1100	865 - 1107	931 - 1119	931 - 1119	902 - 1120			
D Width min/max mm.	Mono	1006 - 1312	1105 - 1347	1151 - 1401	1250 - 1438	1104 - 1378	1371	1397	1388
	Rev	1039 - 1312	1105 - 1347	1213 - 1401	1250 - 1438	1160 - 1378			

TRACTOR DIMENSIONS (AR VERSION) WITH FRONT FRAME (mm):

	E	F	G	H	I Min-Max	L Max (mono-rev)	M Min-Max	N Max	O
COBRAM V65 AR	1150	1390	730	3270	207 / 266	2220	675	2106	958

STEERING RADIUS (AR VERSION) WITH THE FORESEEN WHEELS:

Type of tyre	8.25-16	250/80 18	280/70 18	320/65 18	260/70 20	31x15.50 15	31x13.50 15
mm	2450	2500	2530	2650	2600	2700	2700



TECHNICAL FEATURES	COBRAM V65 AR
CHASSIS	Swinging integral chassis OS-FRAME with central articulation
DRIVE	Four-wheel drive, permanent
ENGINE	
Manufacturer	VM
Model	D753 TE3
Number of cylinders	3
Displacement cm3	2230
Aspiration	Turbo
Emission level	Tier 3
Power KW/HP	41,2 / 56
Nominal speed (rpm)	2600
Maximum torque (Nm/rpm)	185 / 1400
Cooling	Water
Tank capacity (lt.)	45
TRANSMISSION	Synchronized gearbox: 12 forward and 12 reverse speeds with synchronized reverser
Main clutch	Multidisc, in oil bath
DIFFERENTIAL	Front and rear differential lock, electro-hydraulically controlled
AXLES	Front and rear, with epicyclic reduction units
POWER TAKE-OFF	Rear, independent from the gearbox, 540/750 r.p.m. and synchronized with the gearbox
PTO clutch	Multidisc, in oil bath
Engagement control	Electro-hydraulic
HYDRAULIC SYSTEM	Double circuit with independent pumps
Flow rate to the lift and the distributors (lt./min.)	24,8 (optional oversize pump 37,2 and heat exchanger)
Flow rate to the hydroguide and electro-hydraulic control (lt./min.)	18,9
Maximum hydraulic pressure (bar)	180
DISTRIBUTORS	Mechanical control to max. 6 hydraulic couplers
Rear (Standard)	1 double acting (Hydraulic lift by rams) 2 double acting (Draft and position control)
Rear (optional)	1 single acting and 1 double acting with float or 2 double acting (Hydraulic lift by rams) 1 single acting and 1 double acting with float instead of the serial ones (Draft and position control)
Joy stick (optional)	Electronic control of distributors composed of: 1 single-acting with adjustable flow and 3 double-acting
ELECTRIC SYSTEM	
Battery (Ah)	70
Alternator (A)	70
REAR LIFT	Standard: by two external rams - Optional: Draft and position control
Three-point hitches	Standard: standard couplers cat. 1 - Optional: quick couplings cat. 1, L-shaped lift arms, lift rods adjustable in length and hooks adjustable in width
Three-point tie bar	With manual adjustment
Lifting capacity at the end of the arms kg	1510
DRIVING UNIT	With half-platform for the monodirectional version - With suspended platform on "silent-block" for the reversible version
Driving platform	Monodirectional or reversible with rotating platform and twin pedal assembly
SEATS with safety belts	Standard: Sprung seat - Optional: 'Bostrom' seat
SERVICE BRAKES	Oil immersed multidisc, acting on the rear transmission
Parking brake	Acting on the service brakes
STEERING	With hydrostatic steering on articulated joint. Flow deviator for steering unit
SAFETY	
Roll-bar frame (standard)	Front, homologated
Cabin (optional)	Sound-proof, mounted on 'Silent block', heating and ventilation systems. Optional: air conditioning
CONSOLE	Digital type with chrono-tacho-gyrometer, water thermometer, control warning lights, reading of rpm, forward speed and rotation speed of power takeoff
TYRES	
Standard	8.25-16
Optional	250/80-18* 280/70R18 * 320/65R18 * 260/70R20 * 31x15.50-15 XTC and STG * 31x13.50-15 Garden
TOW HOOKS	
Standard	Rear CUNA and front tow hook
Optional	Rear rotating or rear adjustable in height (Slider type) tow hooks, both EC approved
WEIGHT OPERATIONAL	
With chassis (kg)	1540
With cabin (kg)	1700
OPTIONAL	Flash light, radiator and air suction grille cleaning system "Self Cleaning System", front weight and weights for wheels